

# Getting Started with My Downer Apps (Mobile)

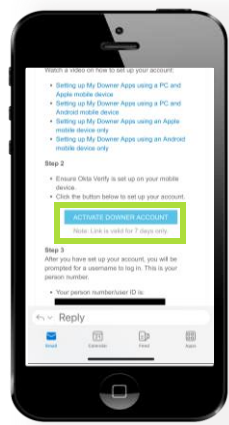
**i** Mobile screens captured in this QRG are based on an Apple device. Process variations for Android devices are noted.



This guide will help you get started with My Downer Apps. Using Okta Verify, My Downer Apps provides a secure way for employees without Downer Technology to access HRCore and Downer Learning. Okta Verify is an authentication app used to prove your identity.

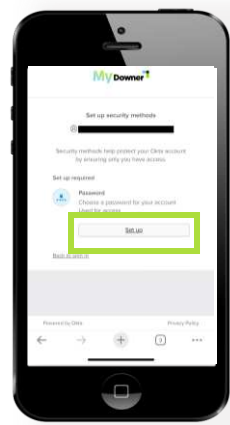


To get started with My Downer Apps, install the **Okta Verify** app using your mobile app store.

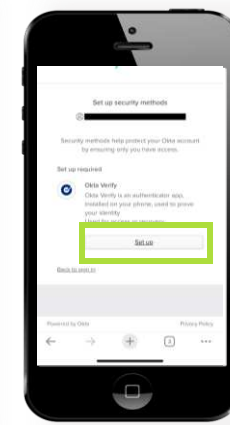


From your mail app, locate your **Welcome** email, then tap **Activate Downer Account**.

*Hint: This email includes links to quick reference videos on how to set up My Downer Apps.*



Tap **Set up**.  
Enter, then re-enter that password.  
Tap **Next**.



Tap **Set up**.  
Tap **Email me a set-up link**. Tap **Next**.  
Enter your email address. Tap **Send me the set-up link**.

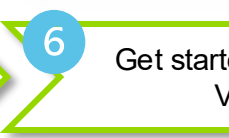
*Note: Must be the email address the Welcome email was sent.*



From your mail app, locate the **Push Verify Activation** email.

Tap **Activate Okta Verify Push** and complete these steps.

*Note: Can't locate? Check junk. Expired link? Contact manager.*



When prompted to open another application, tap **Open** or **Allow**.

The **Welcome to Okta Verify** page displays.

Tap **Get Started**.



Ensure you are looking at your screen.

Tap **Enable**.

*Note: Step may default to fingerprint. Don't want to activate? Tap **Not Now**.*

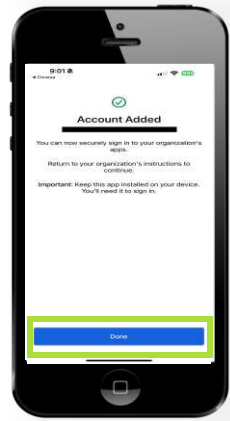
**i** Android device | Screen is called Biometric.



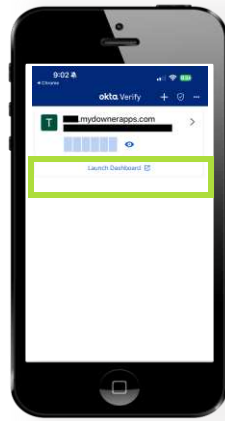
Tap **Skip**.

**i** Android device | Step not required.

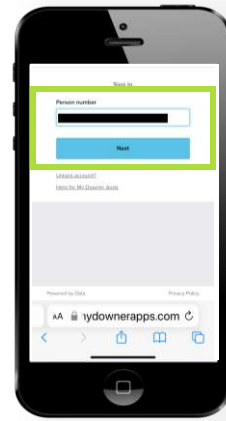
This guide will help you get started with My Downer Apps. Using Okta Verify, My Downer Apps provides a secure way for employees without Downer Technology to access HRCore and Downer Learning. Okta Verify is an authentication app used to prove your identity.



Tap **Done**.



Tap **Launch Dashboard**.  
My Downer Apps displays.

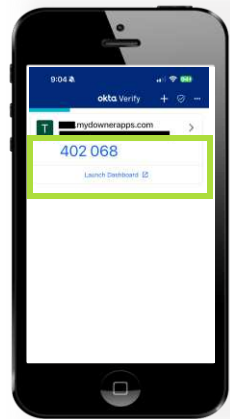
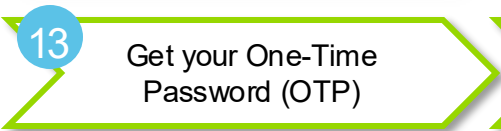


Enter your person number.  
Tap **Next**.

*Hint: This may be pre-populated. If not, note that your person number is noted in your Welcome email.*



Enter your password.  
Tap **Verify**.

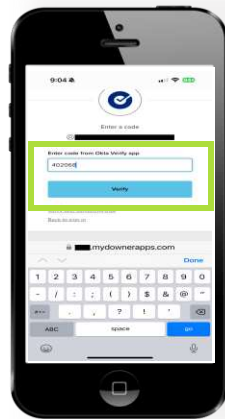
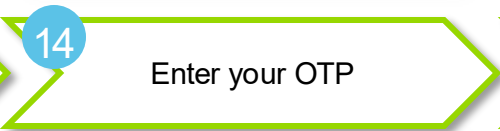


Toggle back to the **Okta Verify** app.

Tap .

Take note of the six-digit code that displays.

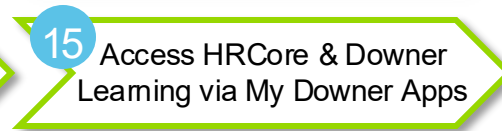
Tap **Launch Dashboard**.




Toggle back to the **My Downer Apps** page.

Enter your one-time password.

Tap **Verify**.



From My Downer Apps, tap an app to get started.



1

Visit <https://downergroup.com/life-at-downer/new-starter/> for guides and videos on My Downer Apps and HRCore.

2

Can't find what you're looking for? Ask your direct manager.